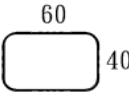
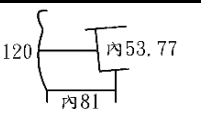
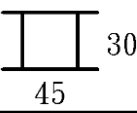
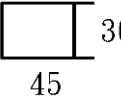
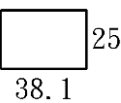
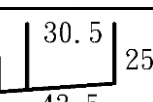


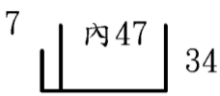
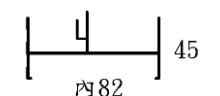
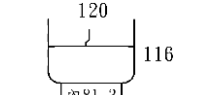
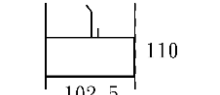
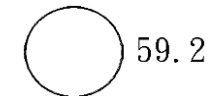
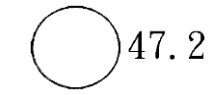
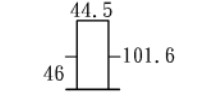
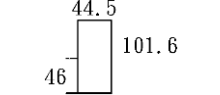
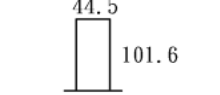
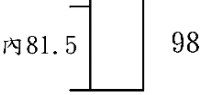
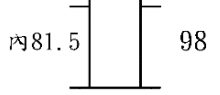
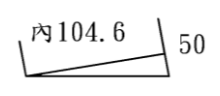
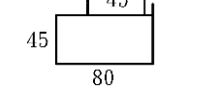
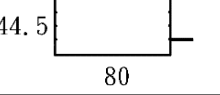
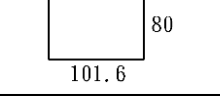

採光罩,車庫料

項次	型號	擠型 (mm)	長度 (M)	下限 (kg/支)	上限 (kg/支)	備註
1	6332		6.0	6.23	6.89	4.5公分 主架,彎弧料
2	6338		6.0	5.34	5.91	4.5公分 主架,彎弧料
3	6312		6.0	6.29	6.96	收邊料
4	6312A		6.0	6.45	7.13	收邊料
5	6349		6.0	3.76	4.15	副架,橫支柱
6	6382		6.0	3.03	3.35	副架,橫支柱
7	6364		6.0	4.06	4.49	副架,橫支柱
8	6534A		6.0	7.12	7.86	4.5公分 主架,彎弧料
9	6534B		6.0	6.78	7.49	4.5公分 主架,彎弧料
10	3371		6.0	5.46	6.04	收邊料
11	3329		6.0	2.63	2.91	副架,橫支柱
12	6535		6.0	3.27	3.61	副架,橫支柱
13	6571		6.0	3.01	3.33	副架,橫支柱
14	6720		6.0	2.67	2.95	副架,橫支柱
15	3832		6.0	12.60	13.93	4.5公分 水槽料

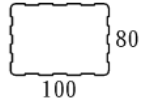
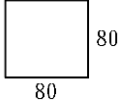
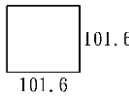
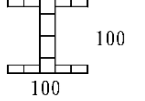
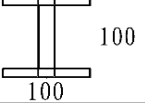
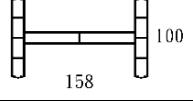
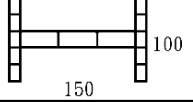
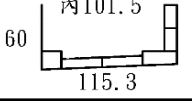
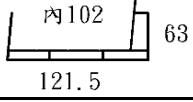
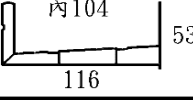
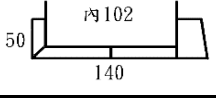
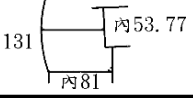
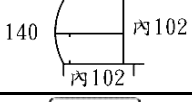
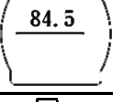
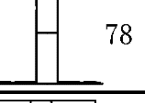
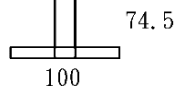
採光罩,車庫料

項次	型號	擠型 (mm)	長度 (M)	下限 (kg/支)	上限 (kg/支)	備註
16	6536		6.0	7.09	7.84	5公分 主架,彎弧料
17	6537		6.0	3.50	3.87	副架,橫支柱
18	6538		6.0	3.77	4.17	固定牆壁
19	3832A		6.0	12.05	13.32	5公分 水槽料
20	HP030					5公分水槽蓋 3832A 專用
21	6461		6.0	3.52	3.89	3公分 主架,彎弧料
22	6462		6.0	3.52	3.89	3公分 主架,彎弧料
23	5007		6.0	2.04	2.26	副架,橫支柱
24	5005		6.0	2.58	2.85	副架,橫支柱
25	3617		6.0	2.52	2.78	固定牆壁 或包角
26	6463		6.0	2.53	2.79	固定牆壁 或包角
27	6463D		6.0	2.23	2.46	固定牆壁 或包角
28	6463C		6.0	2.35	2.60	固定牆壁
29	3804		6.0	5.29	5.85	固定牆壁
30	6254		6.0	4.45	4.91	固定牆壁
31	6350		6.0	4.38	4.84	固定牆壁 或包角

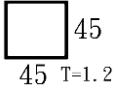
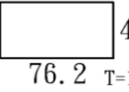



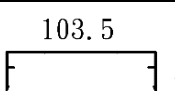
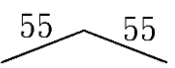
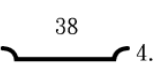





採光罩,車庫料

項次	型號	擠型 (mm)	長度 (M)	下限 (kg/支)	上限 (kg/支)	備註
32	6354	 7 內47 34	6.0	3.76	4.15	固定牆壁 或包角
33	6413	 4 內82 45	6.0	6.07	6.71	水槽料
34	6379	 120 內81.3 116	6.0	12.67	14.01	水槽料
35	6040	 110 102.5	6.0	14.01	15.49	水槽料
36	6501	 59.2	6.0	3.01	3.33	落水管
37	6502	 47.2	6.0	2.45	2.71	落水管
38	3231	 44.5 46 101.6	6.0	8.31	9.19	10公分主架
39	3232	 44.5 46 101.6	6.0	7.57	8.36	10公分主架
40	3233	 44.5 101.6	6.0	7.23	7.99	10公分主架
41	HP021	 內81.5 98	6.0	8.34	9.21	10公分主架
42	HP022	 內81.5 98	6.0	9.27	10.25	10公分主架
43	3248	 內104.6 50	6.0	5.66	6.26	固定牆壁
44	6417	 45 45 80	6.0	6.84	7.56	陽台玻璃屋
45	4908	 44.5 80	6.0	5.78	6.39	骨架料
46	5049	 80 101.6 80	6.0	9.30	10.28	固定支柱 (平面)
47	6380	 80 100 80	6.0	8.24	9.11	固定支柱 (有線條紋)

採光罩,車庫料

項次	型號	擠型 (mm)	長度 (M)	下限 (kg/支)	上限 (kg/支)	備註
48	6381		6.0	8.96	9.90	固定支柱 (有凹槽紋)
49	5047		6.0	7.43	8.21	固定支柱 (80*80)
50	5048		6.0	12.56	13.88	固定支柱 (100*100)
51	HP018		6.0	15.53	17.16	H型主架
52	HP023		6.0	15.85	17.52	H型主架
53	HP029		6.0	27.31	30.19	H型主架
54	HP033		6.0	28.90	31.94	H型主架
55	HP004		6.0	10.22	11.29	固定牆壁
56	HP020		6.0	10.36	11.45	固定牆壁
57	HP028		6.0	9.46	10.45	固定牆壁
58	HP032		6.0	11.58	12.80	固定牆壁
59	HP031		6.0	12.95	14.31	水槽料
60	HP025		6.0	13.78	15.23	水槽料
61	HP016					10公分水槽蓋 HP025專用
62	HP026		6.0	6.41	7.09	主副架結合料
63	HP024		6.0	13.25	14.65	副架,橫支柱

採光罩,車庫料

項次	型號	擠型 (mm)	長度 (M)	下限 (kg/支)	上限 (kg/支)	備註
64	5018		6.0	3.43	3.79	副架,橫支柱
65	5013		6.0	4.82	5.33	副架,橫支柱
66	5013A		6.0	6.88	7.60	副架,橫支柱
67	5014		6.0	4.41	4.87	副架,橫支柱
68	5014A		6.0	5.78	6.39	副架,橫支柱
69	HP024A		6.0	4.06	4.48	副架補料
70	6482		6.0	2.14	2.36	135° 包角
71	6366		6.0	0.88	0.97	PC板押條
72	6416		6.0	1.18	1.31	PC板押條
73	6416A		6.0	1.10	1.22	PC板押條
74	6367		6.0	0.84	0.92	PC板押條
75	6211		6.0	1.08	1.19	PC板押條
76	6211A		6.0	1.02	1.13	PC板押條